

Palladium(0)-Catalyzed Dearomative Arylation of Indoles: Convenient Access to Spiroindolenine Derivatives


Ke-Jia Wu, Li-Xin Dai, and Shu-Li You*

State Key Laboratory of Organometallic Chemistry, Shanghai Institute of Organic Chemistry, Chinese Academy of Sciences, 345 Lingling Lu, Shanghai 200032, China

slyou@sioc.ac.cn

Received June 17, 2012

ABSTRACT



Dearomatization of an indole via palladium(0)-catalyzed cross-coupling reaction has been realized. With readily available triphenylphosphine as ligand, various spiroindolenine derivatives have been obtained in good to excellent yields, and enantioselective control is also feasible with chiral ligands.

Dearomatization¹ of arenes and heteroarenes has been widely utilized in the synthesis of complex naturally occurring bioactive compounds and pharmaceuticals.² In addition to methods such as metal-mediated alkylation through metal–arene complexation,³ hypervalent iodine-mediated oxidation,⁴ and reductive alkylation under Birch conditions,⁵ where a stoichiometric amount of metal reagents or oxidants in general is required, transition-metal-catalyzed dearomatization⁶ of aromatic compounds has made significant progress in recent years. Particularly, the Pd-catalyzed cross-coupling reaction,⁷ one of the most important reaction types in organic synthesis, was recently also demonstrated successfully in a dearomatization reaction. With an intramolecular design, Buchwald and

co-workers recently realized dearomative arylation of aniline derivatives and phenols.⁸ On the other hand, indole and its derivatives represent one aspect of the most important

(1) For a recent review: (a) Roche, S. P.; Porco, J. A., Jr. *Angew. Chem., Int. Ed.* **2011**, *50*, 4068. For selected examples: (b) Takamura, M.; Funabashi, K.; Kanai, M.; Shibasaki, M. *J. Am. Chem. Soc.* **2000**, *122*, 6327. (c) Funabashi, K.; Ratni, H.; Kanai, M.; Shibasaki, M. *J. Am. Chem. Soc.* **2001**, *123*, 10784. (d) Ichikawa, E.; Suzuki, M.; Yabu, K.; Albert, M.; Kanai, M.; Shibasaki, M. *J. Am. Chem. Soc.* **2004**, *126*, 11808. (e) Austin, J. F.; Kim, S.-G.; Sinz, C. J.; Xiao, W.-J.; MacMillan, D. W. C. *Proc. Natl. Acad. Sci. U. S. A.* **2004**, *101*, 5482. (f) Jones, S. B.; Simmons, B.; MacMillan, D. W. C. *J. Am. Chem. Soc.* **2009**, *131*, 13606. (g) Qi, J.; Beeler, A. B.; Zhang, Q.; Porco, J. A., Jr. *J. Am. Chem. Soc.* **2010**, *132*, 13642. (h) Repka, L. M.; Ni, J.; Reisman, S. E. *J. Am. Chem. Soc.* **2010**, *132*, 14418. (i) Knowles, R. R.; Carpenter, J.; Blakey, S. B.; Kayano, A.; Mangion, I. K.; Sinz, C. J.; MacMillan, D. W. C. *Chem. Sci.* **2011**, *2*, 308. (j) Cai, Q.; Zheng, C.; Zhang, J.-W.; You, S.-L. *Angew. Chem., Int. Ed.* **2011**, *50*, 8665. (k) Cai, Q.; You, S.-L. *Org. Lett.* **2012**, *14*, 3040. (l) Lozano, O.; Blessley, G.; Martinez del Campo, T.; Thompson, A. L.; Giuffredi, G. T.; Bettati, M.; Walker, M.; Borman, R.; Gouverneur, V. *Angew. Chem., Int. Ed.* **2011**, *50*, 8105.

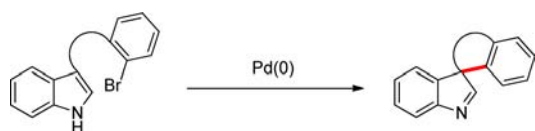
(2) For reviews: (a) Mander, L. N. *Synlett* **1991**, 134. (b) Bach, T. *Angew. Chem., Int. Ed. Engl.* **1996**, *35*, 729. (c) Cacchi, S.; Fabrizi, G. *Chem. Rev.* **2005**, *105*, 2873. Update 1 *Chem. Rev.* **2011**, *111*, PR215. (d) Joucla, L.; Djakovitch, L. *Adv. Synth. Catal.* **2009**, *351*, 673. (e) Bandini, M.; Eichholzer, A. *Angew. Chem., Int. Ed.* **2009**, *48*, 9608. (f) Bartoli, G.; Bencivenni, G.; Dalpozzo, R. *Chem. Soc. Rev.* **2010**, *39*, 4449. For selected examples: (g) Woodward, R. B.; Cava, M. P.; Ollis, W. D.; Hunger, A.; Daeniker, H. U.; Schenker, K. *J. Am. Chem. Soc.* **1954**, *76*, 4749. (h) Woodward, R. B.; Cava, M. P.; Ollis, W. D.; Hunger, A.; Daeniker, H. U.; Schenker, K. *Tetrahedron* **1963**, *19*, 247. (i) Marsden, S. P.; Depew, K. M.; Danishefsky, S. J. *J. Am. Chem. Soc.* **1994**, *116*, 11143. (j) He, F.; Bo, Y.; Altom, J. D.; Corey, E. J. *J. Am. Chem. Soc.* **1999**, *121*, 6771. (k) Lucarini, S.; Bartocchini, F.; Battistoni, F.; Diamantini, G.; Piersanti, G.; Righi, M.; Spadoni, G. *Org. Lett.* **2010**, *12*, 3844. (l) Newhouse, T.; Lewis, C. A.; Eastman, K. J.; Baran, P. S. *J. Am. Chem. Soc.* **2010**, *132*, 7119. (m) Zuo, Z.-W.; Xie, W.-Q.; Ma, D.-W. *J. Am. Chem. Soc.* **2010**, *132*, 13226. (n) Wu, H.-X.; Xue, F.; Xiao, X.; Qin, Y. *J. Am. Chem. Soc.* **2010**, *132*, 14052.

(3) For recent reviews: (a) Pape, A. R.; Kaliappan, K. P.; Kündig, E. P. *Chem. Rev.* **2000**, *100*, 2917. (b) Harman, W. D. *Top. Organomet. Chem.* **2004**, *7*, 95.

(4) For recent reviews: (a) Quideau, S.; Pouységu, L.; Deffieux, D. *Synlett* **2008**, 467. (b) Pouységu, L.; Deffieux, D.; Quideau, S. *Tetrahedron* **2010**, *66*, 2235. For recent examples: (c) Dohi, T.; Maruyama, A.; Takenaga, N.; Senami, K.; Minamitsuji, Y.; Fujioka, H.; Caemmerer, S. B.; Kita, Y. *Angew. Chem., Int. Ed.* **2008**, *47*, 3787. (d) Boppisetti, J. K.; Birman, V. B. *Org. Lett.* **2009**, *11*, 1221. (e) Eastman, K.; Baran, P. S. *Tetrahedron* **2009**, *65*, 3149. (f) Quideau, S.; Lyvinec, G.; Marguerit, M.; Bathany, K.; Ozanne-Beaudenon, A.; Buffeteau, T.; Cavagnat, D.; Chénéde, A. *Angew. Chem., Int. Ed.* **2009**, *48*, 4605. (g) Uyanik, M.; Yasui, T.; Ishihara, K. *Angew. Chem., Int. Ed.* **2010**, *49*, 2175. (h) Uyanik, M.; Yasui, T.; Ishihara, K. *Tetrahedron* **2010**, *66*, 5841. (i) Green, J. C.; Pettus, T. R. R. *J. Am. Chem. Soc.* **2011**, *133*, 1603.

heterocyclic compounds in nature and their transformation has attracted much attention. The 3-substituted indoles have also been reported to be compatible with dearomatization procedures such as iminium catalysis,^{1e,f,i-k} cycloaddition,^{1h,6m} and the allylic alkylation reaction.^{6b-d,i} However, the dearomative arylation of 3-substituted indole via the Pd-catalyzed cross-coupling reaction has been rarely explored^{9,10} despite the significant importance of the target spirocycles. Given our interest in developing dearomatization reactions of indole,^{6i,l} we recently found that indol-3-yl aryl bromide could be subjected to Pd-catalyzed dearomative arylation reaction (Scheme 1). This intramolecular cross-coupling type dearomatization of indol-3-yl aryl bromides provides spiroindolenine derivatives,^{11,12} and the utilization of readily available phosphine ligands potentially allows an asymmetric version of this reaction. Herein we report our preliminary results on this subject.

Scheme 1. Dearomative Arylation of 3-Substituted Indoles



We began our work by testing 3-(3-(2-bromophenyl)propyl)-1*H*-indole **1a** as the model substrate with readily available palladium precursors and ligands. The results are

(5) For a review: (a) Schultz, A. G. *Chem. Commun.* **1999**, 1263. (b) Subba Rao, G. S. R. *Pure Appl. Chem.* **2003**, 75, 1443. For a recent example: (c) Melero, C.; Herrera, R. P.; Guijarro, A.; Yuss, M. *Chem.—Eur. J.* **2007**, 13, 10096.

(6) For Pd-catalyzed dearomatization procedures: (a) Wiegand, S.; Schäfer, H. J. *Tetrahedron* **1995**, 51, 5341. (b) Kimura, M.; Futamata, M.; Mukai, R.; Tamaru, Y. *J. Am. Chem. Soc.* **2005**, 127, 4592. (c) Trost, B. M.; Quancard, J. *J. Am. Chem. Soc.* **2006**, 128, 6314. (d) Kagawa, N.; Malerich, J. P.; Rawal, V. H. *Org. Lett.* **2008**, 10, 2381. (e) Bedford, R. B.; Butts, C. P.; Haddow, M. F.; Osborne, R.; Sankey, R. F. *Chem. Commun.* **2009**, 4832. (f) Nemoto, T.; Ishige, Y.; Yoshida, M.; Kohno, Y.; Kanematsu, M.; Hamada, Y. *Org. Lett.* **2010**, 12, 5020. (g) Wang, D.-S.; Ye, Z.-S.; Chen, Q.-A.; Zhou, Y.-G.; Yu, C.-B.; Fan, H.-J.; Duan, Y. *J. Am. Chem. Soc.* **2011**, 133, 8866. For Ir-catalyzed dearomatization procedures: (h) Legault, C. Y.; Charette, A. B. *J. Am. Chem. Soc.* **2005**, 127, 8966. (i) Wu, Q.-F.; Liu, W.-B.; You, S.-L. *J. Am. Chem. Soc.* **2010**, 132, 11418. (j) Wu, Q.-F.; Liu, W.-B.; Zhuo, C.-X.; Rong, Z.-Q.; Ye, K.-Y.; You, S.-L. *Angew. Chem., Int. Ed.* **2011**, 50, 4455. (k) Zhuo, C.-X.; Liu, W.-B.; Wu, Q.-F.; You, S.-L. *Chem. Sci.* **2012**, 3, 205. (l) Wu, Q.-F.; Zheng, C.; You, S.-L. *Angew. Chem., Int. Ed.* **2012**, 51, 1680. For Rh-catalyzed dearomatization procedures: (m) Reddy, R. P.; Davies, H. M. L. *J. Am. Chem. Soc.* **2007**, 129, 10312. (n) Lian, Y.; Davies, H. M. L. *J. Am. Chem. Soc.* **2010**, 132, 440. For Au(I)-catalyzed dearomatization procedure: (o) Cera, G.; Chiarucci, M.; Mazzanti, A.; Mancinelli, M.; Bandini, M. *Org. Lett.* **2012**, 14, 1350.

(7) (a) Wolfe, J. P.; Wagaw, S.; Marcoux, J.; Buchwald, S. L. *Acc. Chem. Res.* **1998**, 31, 805. (b) Dounay, A. B.; Overman, L. E. *Chem. Rev.* **2003**, 103, 2945. (c) Negishi, E. *J. Organomet. Chem.* **1999**, 576, 179. (d) Fairlamb, I. J. S. *Chem. Soc. Rev.* **2007**, 36, 1036. (e) Martin, R.; Buchwald, S. L. *Acc. Chem. Res.* **2008**, 41, 1461. (f) Kambe, N.; Iwasakia, T.; Teraob, J. *Chem. Soc. Rev.* **2011**, 40, 4937.

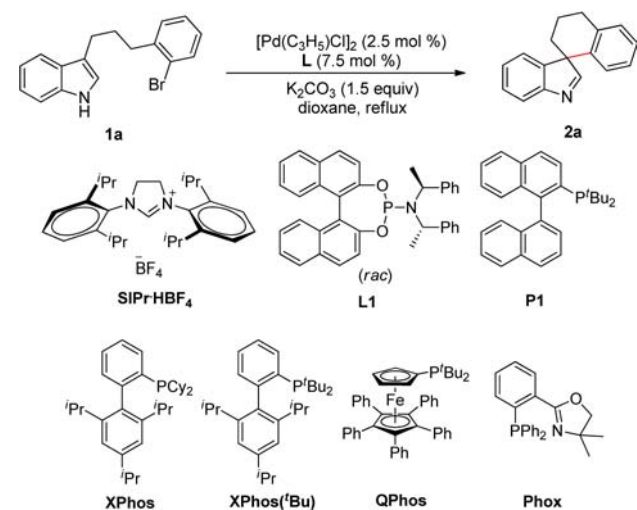
(8) (a) García-Fortanet, J.; Kessler, F.; Buchwald, S. L. *J. Am. Chem. Soc.* **2009**, 131, 6676. (b) Rousseaux, S.; García-Fortanet, J.; Del Aguila Sanchez, M. A.; Buchwald, S. L. *J. Am. Chem. Soc.* **2011**, 133, 9282.

(9) Bedford, R. B.; Fey, N.; Haddow, M. F.; Sankey, R. F. *Chem. Commun.* **2011**, 47, 3649.

(10) During the preparation of this manuscript, Zhu and Rawal reported a Pd-catalyzed benzylation reaction of indoles: Zhu, Y.; Rawal, V. H. *J. Am. Chem. Soc.* **2012**, 134, 111.

summarized in Table 1. With the catalyst generated from [Pd(C₃H₅)Cl]₂ (2.5 mol %) and PPh₃ (7.5 mol %), the dearomatization reaction of **1a** in the presence of K₂CO₃ (1.5 equiv) in refluxed dioxane (0.2 M) could proceed smoothly, affording desired product **2a** in 85% yield (entry 1). Further screening of various ligands such as P(^{*n*}Bu)₃, SIPr·HBF₄, phosphoramidite **L1**, XPhos, XPhos(^{*t*}Bu), QPhos, and **P1** revealed that phosphoramidite **L1**¹³ gave a slightly higher yield (88%, entry 4). It was worth mentioning that bidentate ligands such as Phox, dppp, and dppf did not lead to the formation of desired product but complete recovery of the starting material (entries 9–11).

Table 1. Screening of Ligands^a



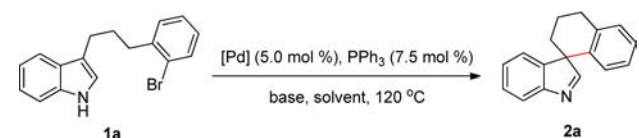
entry	L	yield (%) ^b	entry	L	yield (%) ^b
1	PPh ₃	85	7	QPhos	63
2 ^c	P(^{<i>n</i>} Bu) ₃	N. D.	8	P1	complex
3	SIPr·HBF ₄	55	9 ^c	Phox	N. D.
4	L1	88	10 ^c	dppp	N. D.
5	XPhos	61	11 ^c	dppf	N. D.
6 ^c	XPhos(^{<i>t</i>} Bu)	N. D.			

^a Reaction conditions: [Pd(C₃H₅)Cl]₂ (2.5 mol %), **L** (7.5 mol %), K₂CO₃ (1.5 equiv), and **1a** (0.2 mmol) in dioxane (1.0 mL, 0.2 M), reflux. ^b Isolated yields. ^c Conversions determined by ¹H NMR.

(11) For a book: (a) Rahman, A. U.; Basha, A. *Indole Alkaloids*; Hawood Academic Publishers: Amsterdam, 1997. For examples: (b) Chou, T. Q. *Chin. J. Physiol.* **1931**, 5, 345. (c) Liu, C.-T.; Wang, Q.-W.; Wang, C.-H. *J. Am. Chem. Soc.* **1981**, 103, 4634. (d) Verbitski, S. M.; Mayne, C. L.; Davis, R. A.; Concepcion, G. P.; Ireland, C. M. *J. Org. Chem.* **2002**, 67, 7124. (e) Numata, A.; Takahashi, C.; Ito, Y.; Takada, T.; Kawai, K.; Usami, Y.; Matsumura, E.; Imachi, M.; Ito, T.; Hasegawa, T. *Tetrahedron Lett.* **1993**, 34, 2355. (f) Jadulco, R.; Edrada, R. A.; Ebel, R.; Berg, A.; Schaumann, K.; Wray, V.; Steube, K.; Proksch, P. *J. Nat. Prod.* **2004**, 67, 78. (g) Somei, M. S.; Yamada, F. Y. *Nat. Prod. Rep.* **2005**, 22, 73.

(12) Notably, intermolecular reaction of 3-substituted indole with Ar-X with palladium catalyst generally afford indole 2-arylation product. For selected examples: (a) Wang, X.; Gribkov, D. V.; Sames, D. *J. Org. Chem.* **2007**, 72, 1476. (b) Ruiz-Rodríguez, J.; Albericio, F.; Lavilla, R. *Chem.—Eur. J.* **2010**, 16, 1124.

(13) de Vries, A. H. M.; Meetsma, A.; Feringa, B. L. *Angew. Chem., Int. Ed. Engl.* **1996**, 35, 2374.

Table 2. Optimization of the Reaction Conditions^a

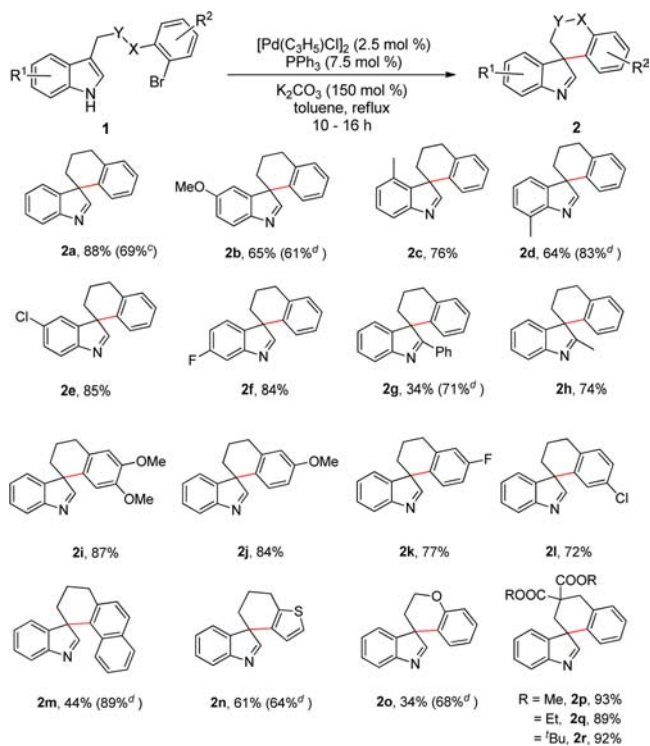
entry	[Pd]	base	solvent	yield (%) ^b
1	[Pd(C ₃ H ₅)Cl] ₂	K ₂ CO ₃	dioxane	85
2	Pd(OAc) ₂	K ₂ CO ₃	dioxane	52
3 ^c	Pd ₂ (dba) ₃	K ₂ CO ₃	dioxane	<5
4 ^d	Pd(PPh ₃) ₄	K ₂ CO ₃	dioxane	65
5	[Pd(C ₃ H ₅)Cl] ₂	Cs ₂ CO ₃	dioxane	62
6 ^c	[Pd(C ₃ H ₅)Cl] ₂	K ₃ PO ₄	dioxane	57
7 ^c	[Pd(C ₃ H ₅)Cl] ₂	Li ₂ CO ₃	dioxane	<5
8 ^c	[Pd(C ₃ H ₅)Cl] ₂	NaOAc	dioxane	<5
9 ^c	[Pd(C ₃ H ₅)Cl] ₂	KO ^t Bu	dioxane	N. D.
10	[Pd(C ₃ H ₅)Cl] ₂	NaHCO ₃	dioxane	8
11	[Pd(C ₃ H ₅)Cl] ₂	K ₂ CO ₃	<i>o</i> -xylene	54
12	[Pd(C ₃ H ₅)Cl] ₂	K ₂ CO ₃	NMP	67
13	[Pd(C ₃ H ₅)Cl] ₂	K ₂ CO ₃	diglyme	55
14	[Pd(C ₃ H ₅)Cl] ₂	K ₂ CO ₃	toluene	88
15	[Pd(C ₃ H ₅)Cl] ₂	K ₂ CO ₃	DMF	77
16	[Pd(C ₃ H ₅)Cl] ₂	K ₂ CO ₃	DMAc	82

^a Reaction conditions: Pd source (5.0 mol %), PPh₃ (7.5 mol %), base (1.5 equiv), and **1a** (0.2 mmol) in solvent (1.0 mL, 0.2 M), heated at 120 °C, reflux for dioxane. ^b Isolated yields. ^c Conversions determined by ¹H NMR. ^d In the absence of PPh₃.

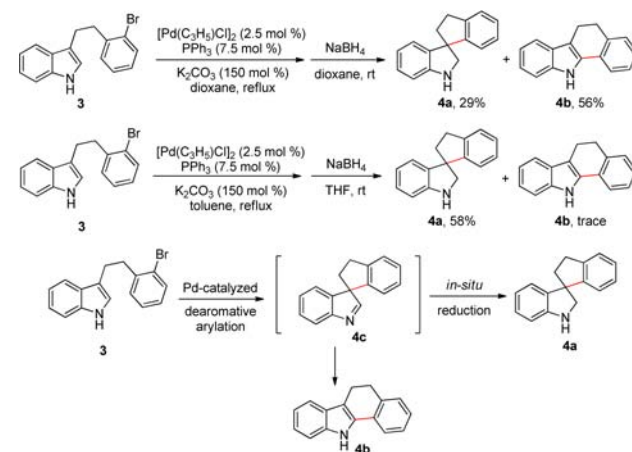
PPh₃ was chosen as the ligand for further optimization given its ready availability and low cost. As summarized in Table 2, after examining different palladium precursors (entries 2–4) and bases (entries 5–10), the original conditions, [Pd(C₃H₅)Cl]₂ (2.5 mol %), PPh₃ (7.5 mol %), and K₂CO₃ (1.5 equiv), were found to be optimal. We then tested the effects of various solvents including *o*-xylene, NMP, diglyme, toluene, DMF, and DMAc (entries 11–16). All the tested solvents could be tolerated, and the reaction in toluene gave the highest yield (88%, entry 14).

Under the optimal reaction conditions (2.5 mol % of [Pd(C₃H₅)Cl]₂, 7.5 mol % of PPh₃, 1.5 equiv of K₂CO₃, toluene (0.2 M) at reflux; Table 2, entry 14), different substrates varying substituents and tethers were investigated to evaluate the generality of the reaction. The results are summarized in Table 3. The substrates bearing either an electron-donating group (5-MeO, 4-Me, 7-Me, **2b–2d**) or an electron-withdrawing group (5-Cl, 6-F, **2e, 2f**) on the indole ring were all well-tolerated under the optimized reaction conditions. In general, good to excellent yields could be obtained for the desired dearomatization products. The 2-substituted indolyl products **2g** and **2h** were also compatible to afford dearomatization products in moderate yields. In the case of product **2g**, XPhos¹⁴ was found to be a better ligand than PPh₃.

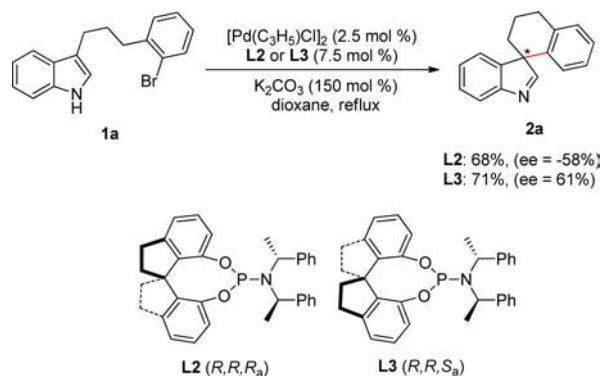
(14) For a review: (a) Surry, D. S.; Buchwald, S. L. *Chem. Sci.* **2011**, *2*, 27. For the synthesis of XPhos: (b) Huang, X.-H.; Anderson, K. W.; Zim, D.; Jiang, L.; Klapars, A.; Buchwald, S. L. *J. Am. Chem. Soc.* **2003**, *125*, 6653.

Table 3. Substrate Scope of Dearomative Arylation^{a,b}

^a Reaction conditions: [Pd(C₃H₅)Cl]₂ (2.5 mol %), PPh₃ (7.5 mol %), K₂CO₃ (1.5 equiv), and **1a** (0.2 mmol) in toluene (1.0 mL, 0.2 M), reflux. ^b Isolated yields. ^c [Pd(C₃H₅)Cl]₂ (1.0 mol %), PPh₃ (3.0 mol %) were employed. ^d XPhos was used instead of PPh₃.

Scheme 2. Formation of Five-Membered Ring

Substituents on the benzene ring including the electron-donating group (**2i, 2j**) and the electron-withdrawing one (**2k, 2l**) were all tolerated and led to dearomatization products in 72–87% yields. When the naphthyl substrate was employed, XPhos performed better to afford the corresponding product **2m** in 89% yield. Notably, the thienyl substrate was found to be applicable in this protocol, giving **2n** in 61% yield. Moreover, tethers could also be

Scheme 3. Asymmetric Dearomatization Reaction

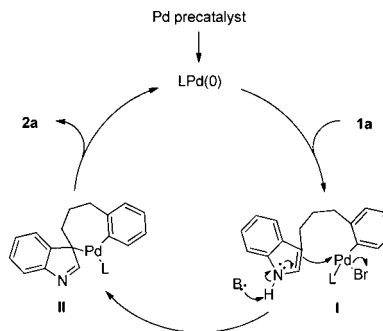
varied in the substrates. The *O*-linked product **2o** was obtained in 68% yield with XPhos. The malonate diester linked substrates exhibited higher reactivity, affording products (**2p–2r**) in excellent yields (89–93%).

In addition to the six-membered ring formation mentioned above, the five-membered ring formation was also attempted. Substrate **3** by shortening one carbon linkage was tested, as shown in Scheme 2. The five-membered ring dearomatization product was found unstable during the silica gel column chromatography purification. To address this problem, in situ reduction of the dearomatization product with sodium borohydride was carried out, and the desired product **4a** could be obtained in 29% yield. Further optimization of the reaction conditions by changing the solvents (toluene for dearomatization and THF for reduction) could improve the yield of **4a** to 58% by suppressing the formation of compound **4b**. The isolation of products **4a** and **4b** indicated the formation of intermediate **4c** in a dearomatization process and the transformation of **4c** to **4b** via a migration process.^{12,15}

The asymmetric version of the current dearomative arylation reaction was also examined. Indeed, screening of commercially available chiral ligands disclosed that

(15) However, the mechanism of direct C2 arylation via C–H activation can not be ruled out; see: (a) Campeau, L.; Parisien, M.; Jean, A.; Fagnou, K. *J. Am. Chem. Soc.* **2006**, *128*, 581. (b) Bellina, F.; Cauteruccio, S.; Rossi, R. *Eur. J. Org. Chem.* **2006**, 1379.

(16) For a review: (a) Xie, J.-H.; Zhou, Q.-L. *Acc. Chem. Res.* **2008**, *41*, 581. For the synthesis of chiral spiro phosphoramidites: (b) Zhou, H.; Wang, W.-H.; Fu, Y.; Xie, J.-H.; Shi, W.-J.; Wang, L.-X.; Zhou, Q.-L. *J. Org. Chem.* **2003**, *68*, 1582. For the results of other chiral ligands, see Table S1 of the Supporting Information.

Scheme 4. Proposed Reaction Mechanism

moderate ees could be obtained in the presence of chiral spiro phosphoramidate¹⁶ **L2** (58% ee) and **L3** (61% ee) (Scheme 3).

A plausible mechanism for Pd-catalyzed dearomative arylation is depicted in Scheme 4. With in situ generated Pd(0) catalyst, **1a** proceeds oxidative addition to form Pd(II) intermediate **I**. Assisted by base, indole acts as nucleophile through C-3 position to attack palladium center, leading to seven-membered ring intermediate **II**. Then intermediate **II** undergoes reductive elimination to afford product **2a**, meanwhile regenerating Pd(0) species to complete the catalytic cycle.

In summary, we have developed an intramolecular Pd-catalyzed dearomative arylation of 3-substituted indoles, which provides a novel synthetic route of spiroindolenines by generation of a quaternary center at the C-3 position. The preliminary studies also show that the catalytic asymmetric dearomative arylation is feasible. Further extension of the reaction scope and improvement of enantioselectivity are currently ongoing in our laboratory.

Acknowledgment. The National Basic Research Program of China (973 Program 2009CB825300) and the National Natural Science Foundation of China (20923005, 20932008, 21025209, 21121062) are acknowledged for generous financial support.

Supporting Information Available. Experimental procedures and analysis data for all new compounds. This material is available free of charge via the Internet at <http://pubs.acs.org>.

The authors declare no competing financial interest.